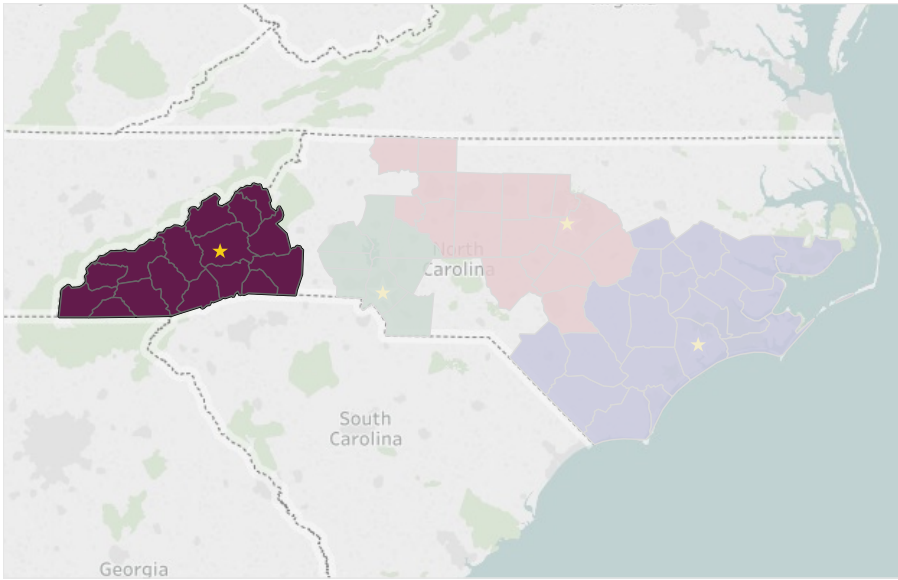


State: North Carolina | Network Name: NCServes-Western | Year: 2018 | Month: September

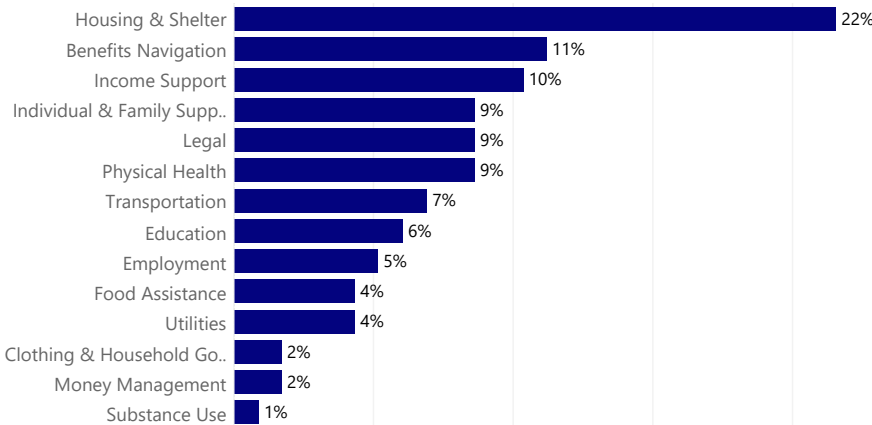
Network Service Areas



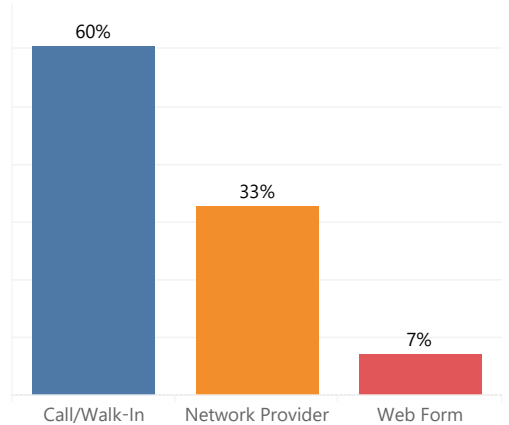
Network Indicators

	Number of Providers	63
	Unique Clients Served	93
	Total Requests	116
	Closed Request	91
	Resolved	80%
	Unable to Contact Client	4%
	Unresolved	15%
	Average Days from CC Referral to Provider Acceptance	1.52
	Median Days of Overall Service Episode	9.18

Service Requests by Type



Service Request by Source



Provider Referral Summary

Network Name: NCServes-Western | Year: 2018 | Month: September

16% % Providers Making Referrals

33% % Providers Receiving Referrals

Leaderboard

Provider	Total Referrals Made	Provider	Total Referrals Received
ABCCM - SSVF/HVRP	15	Homeward Bound WNC	4
ABCCM - VRQ	5	ABCCM - Crisis Ministry	3
Buncombe County Veterans Treatment Court	5	ABCCM - SSVF/HVRP	3
Haywood County Veterans Services	5	The Law Office of Leah Broker, P.A.	3
NC Brookhaven Behavioral Health	3	Asheville Area Habitat for Humanity	2