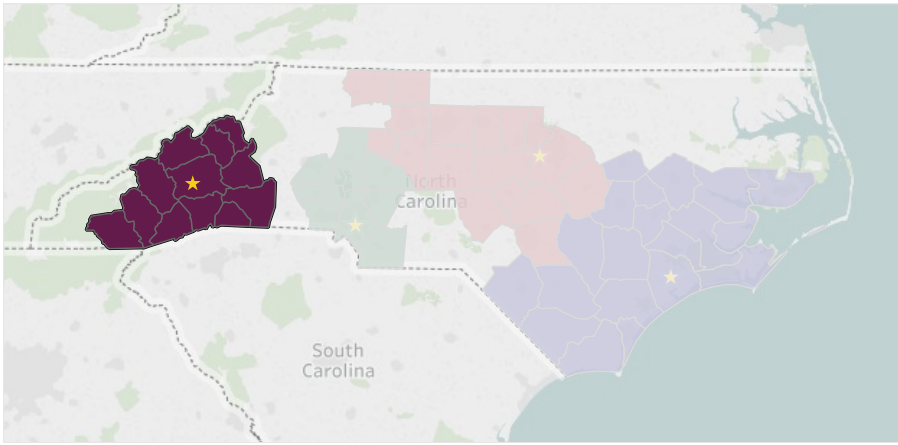


State North Carolina	Network Name NCServes-Western	Year 2018	Month February
--------------------------------	---	---------------------	--------------------------

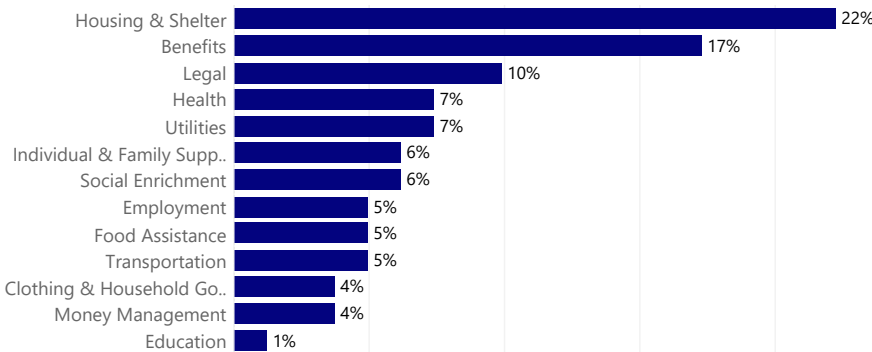
Network Service Areas



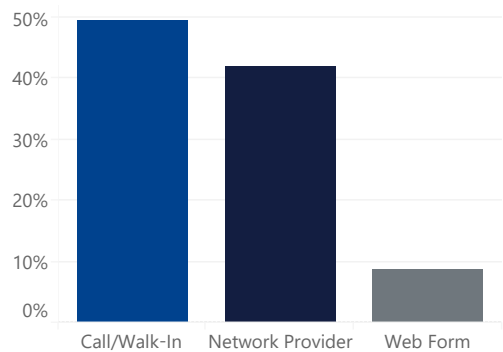
Network Indicators

	Number of Providers	59
	Unique Clients Served	68
	Total Requests	81
	Closed Requests	65
	Successful Outcome	65%
	Average Days from CC Referral to Provider Acceptance	4.5
	Median Days of Overall Service Episode	

Service Requests by Type



Service Request by Source



Provider Engagement

Network Name NCServes-Western	Year 2018	Month February
---	---------------------	--------------------------

Leaderboard

Provider	Total Referrals Made
ABCCM - SSVF/HVRP	9
Buncombe County Veterans Treatment Court	4
VAMC - Enrollment and Eligibility	4
Haywood County Veterans Services	3
Aura Home Women Vets	2

Provider Referrals

22%	Providers Making Referrals
32%	Providers Receiving Referrals