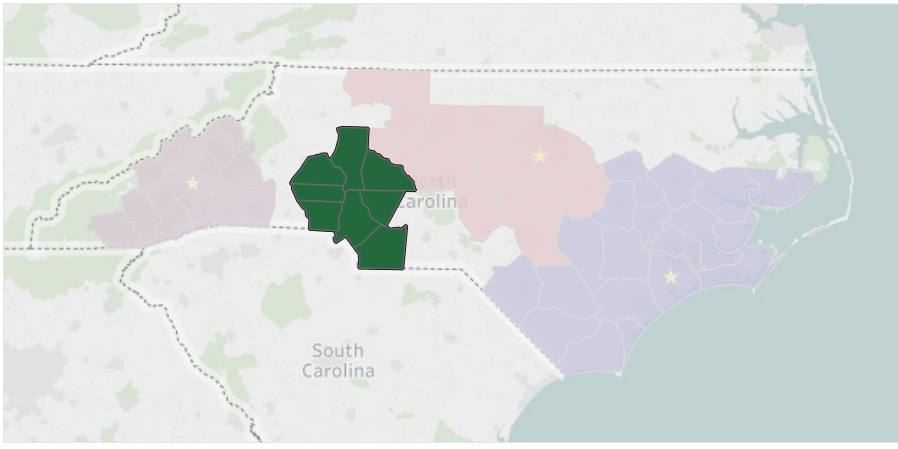


State North Carolina	Network Name NCServes-Metrolina	Year 2018	Month February
--------------------------------	---	---------------------	--------------------------

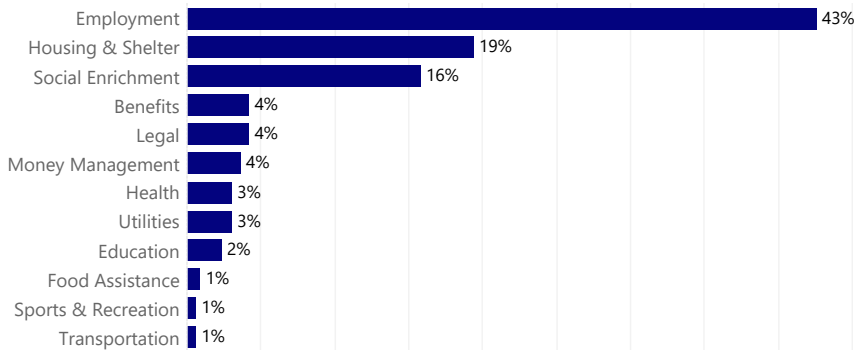
Network Service Areas



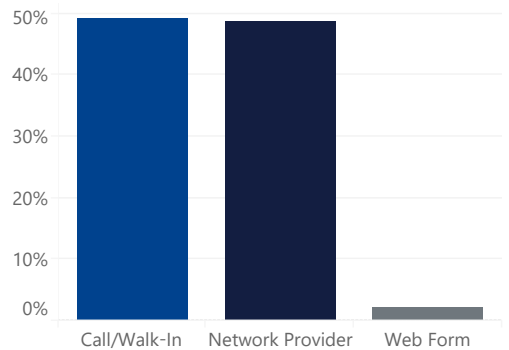
Network Indicators

	Number of Providers	63
	Unique Clients Served	186
	Total Requests	336
	Closed Requests	271
	Successful Outcome	64%
	Average Days from CC Referral to Provider Acceptance	11.1
	Median Days of Overall Service Episode	14.9

Service Requests by Type



Service Request by Source



Provider Engagement

Network Name NCServes-Metrolina	Year 2018	Month February
---	---------------------	--------------------------

Leaderboard

Provider	Total Referrals Made
Veterans Bridge Home	54
Mecklenburg County Veteran Services	33
Asheville Buncombe Community Christian Ministry	16
Central Piedmont Community College	3
Community Link	3

Provider Referrals

13%	Providers Making Referrals
37%	Providers Receiving Referrals